



Noise Monitoring Result

Day Time (0700 - 1900hrs on normal weekdays)

Location: M1a - Harbour Road Sports Centre

Date	Time	Weather	Measurement Noise Level			Baseline Level	Construction Noise Level	Limit Level
			Leq	L10	L90	Leq	Leq	Leq
Unit: dB(A), (30-min)								
30/08/11	9:18	Haze	73.6	76.2	69.6	69.2	72	75
07/09/11	10:33	Fine	73.1	76.0	68.8	69.2	71	75
15/09/11	9:55	Fine	73.8	76.6	68.6	69.2	72	75
20/09/11	11:16	Cloudy	74.1	76.5	70.3	69.2	72	75
27/09/11	9:30	Fine	76.3	79.1	71.3	69.2	75	75

Location: M2b - Noon-day gun area

Date	Time	Weather	Measurement Noise Level			Baseline Level	Construction Noise Level	Limit Level
			Leq	L10	L90	Leq	Leq	Leq
Unit: dB(A), (30-min)								
30/08/11	10:06	Haze	69.4	70.6	67.2	-	69	75
07/09/11	11:18	Fine	69.4	71.8	66.1	-	69	75
15/09/11	10:48	Fine	69.7	71.0	67.3	-	70	75
20/09/11	13:23	Cloudy	70.7	73.0	67.5	-	71	75
27/09/11	10:45	Fine	70.8	72.5	68.5	-	71	75

Location: M3a - Tung Lo Wan Fire Station

Date	Time	Weather	Measurement Noise Level			Baseline Level	Construction Noise Level	Limit Level
			Leq	L10	L90	Leq	Leq	Leq
Unit: dB(A), (30-min)								
30/08/11	10:50	Haze	68.0	69.5	66.3	-	68	75
07/09/11	13:00	Sunny	67.1	68.8	64.8	-	67	75
15/09/11	13:10	Fine	69.2	71.7	66.8	-	69	75
20/09/11	13:30	Cloudy	68.6	70.3	66.4	-	69	75
27/09/11	11:30	Fine	69.5	70.8	68.0	-	70	75

Location: M4b - Victoria Centre

Date	Time	Weather	Measurement Noise Level			Baseline Noise Level	Construction Noise Level	Limit Level
			Leq	L10	L90	Leq	Leq	Leq
Unit: dB(A), (30min)								
30/08/11	11:30	Haze	71.8	73.5	66.1	-	72	75
07/09/11	13:41	Sunny	69.3	70.5	67.7	-	69	75
15/09/11	13:58	Fine	75.3	76.0	74.3	-	75	75
20/09/11	14:13	Cloudy	72.2	73.8	68.5	-	72	75
27/09/11	13:00	Fine	72.1	75.0	67.6	-	72	75

Location: M5b - City Garden

Date	Time	Weather	Measurement Noise Level			Baseline Level	Construction Noise Level	Limit Level
			Leq	L10	L90	Leq	Leq	Leq
Unit: dB(A), (30min)								
30/08/11	13:33	Haze	69.9	71.6	67.5	-	70	75
07/09/11	15:13	Fine	71.2	72.4	68.9	-	71	75
15/09/11	14:08	Fine	70.7	72.3	68.5	-	71	75
20/09/11	15:27	Cloudy	71.6	73.5	68.3	-	72	75
27/09/11	13:53	Fine	70.4	71.5	67.6	-	70	75

Location: M6 - HK baptist Church henrietta Secondary School

Date	Time	Weather	Measurement Noise Level			Baseline Level	Construction Noise Level	Limit Level
			Leq	L10	L90	Leq	Leq	Leq
Unit: dB(A), (30-min)								
30/08/11	15:55	Haze	72.1	73.5	68.7	70.7	67	70
07/09/11	14:31	Fine	72.6	74.1	70.4	70.7	68	70
15/09/11	15:25	Fine	72.6	73.8	70.9	70.7	68	70
20/09/11	15:09	Cloudy	73.2	74.3	71.6	70.7	70	70
27/09/11	14:43	Fine	72.1	73.6	70.0	70.7	67	70



Noise Monitoring Result

Day Time (0700 - 1900hrs on normal weekdays)

Location: M7e - International Finance Centre (Eastern End of Podium)

Date	Time	Weather	Measurement Noise Level			Baseline Level	Construction Noise Level	Limit Level
			Leq	L10	L90	Leq	Leq	Leq
Unit: dB(A), (30-min)								
30/08/11	18:00	Haze	69.8	72.1	66.7	-	70	75
07/09/11	9:03	Cloudy	73.7	76.2	70.4	-	74	75
15/09/11	8:00	Fine	74.9	76.8	72.3	-	75	75
20/09/11	8:16	Cloudy	77.5	78.3	75.4	-	78	75
27/09/11	15:40	Fine	74.0	75.6	71.3	-	74	75

Location: M7w - International Finance Centre (Western End of Podium)

Date	Time	Weather	Measurement Noise Level			Baseline Level	Construction Noise Level	Limit Level
			Leq	L10	L90	Leq	Leq	Leq
Unit: dB(A), (30-min)								
30/08/11	17:10	Haze	69.3	71.5	64.5	-	69	75
07/09/11	9:41	Fine	68.5	70.7	66.0	-	69	75
15/09/11	8:37	Sunny	68.2	69.8	66.3	-	68	75
20/09/11	9:14	Cloudy	74.8	76.3	71.0	-	75	75
27/09/11	16:22	Fine	67.4	68.9	65.0	-	67	75



Noise Monitoring Result

Restricted Time (1900 - 2300 hrs on normal weekdays and 0700-2300 on holiday)

Location: M1a - Harbour Road Sports Center

Date	Time	Weather	Measurement Noise Level			Average Noise Level	Baseline Level	Construction Noise Level	Limit Level
			Leq	L10	L90	Leq	Leq	Leq	Leq
Unit: dB(A), (5-min)									
30/08/11	21:02	Fine	69.3	72.4	63.1	70.4	61.1	70	70
	21:07		69.4	72.6	63.3				
	21:12		71.9	73.0	63.4				
07/09/11	20:15	Fine	73.0	74.6	68.9	71.9	61.1	72	70
	20:21		71.0	73.5	67.6				
	20:27		71.4	73.3	68.1				
15/09/11	20:08	Fine	72.2	75.0	67.1	72.1	61.1	72	70
	20:13		72.7	76.2	66.6				
	20:19		71.3	73.8	66.3				
20/09/11	19:15	Cloudy	72.3	75.0	68.6	72.5	61.1	72	70
	19:20		72.8	75.0	68.9				
	19:25		72.5	74.6	68.7				
27/09/11	21:23	Fine	68.2	71.8	62.4	68.8	61.1	68	70
	21:28		69.0	71.6	63.4				
	21:34		69.2	72.4	62.0				

Location: M2b -Noon-day gun area

Date	Time	Weather	Measurement Noise Level			Average Noise Level	Baseline Level	Construction Noise Level	Limit Level
			Leq	L10	L90	Leq	Leq	Leq	Leq
Unit: dB(A), (5-min)									
30/08/11	19:30	Fine	66.7	69.1	64.3	66.9	-	67	70
	19:35		67.1	69.5	65.0				
	19:40		66.8	69.0	64.7				
07/09/11	20:27	Fine	67.3	66.5	65.4	67.0	-	67	70
	20:32		67.0	68.4	65.3				
	20:37		66.8	68.1	65.1				
15/09/11	20:02	Fine	70.4	72.5	66.3	68.7	-	69	70
	20:07		67.4	68.4	66.2				
	20:12		67.7	69.2	65.9				
20/09/11	19:12	Fine	67.6	68.8	65.6	68.3	-	68	70
	19:17		68.6	70.9	66.2				
	19:22		68.6	70.4	66.0				
27/09/11	19:31	Fine	67.4	68.9	64.8	67.3	-	67	70
	19:36		67.0	68.3	65.4				
	19:41		67.5	69.2	65.7				



Noise Monitoring Result

Restricted Time (1900 - 2300 hrs on normal weekdays and 0700-2300 on holiday)

Location: M7e - International Finance Centre (Eastern End of Podium)

Date	Time	Weather	Measurement Noise Level			Average Noise Level	Baseline Level	Construction Noise Level	Limit Level
			Leq	L10	L90	Leq	Leq	Leq	Leq
Unit: dB(A), (5-min)									
30/08/11	19:25	Fine	64.1	65.8	61.4	64.0	-	64	70
	19:30		64.4	66.1	61.9				
	19:35		63.4	64.8	61.2				
07/09/11	19:30	Fine	63.8	65.4	61.0	64.0	-	64	70
	19:36		64.2	67.0	59.9				
	19:42		64.1	66.5	60.4				
15/09/11	19:02	Fine	66.0	68.3	62.8	65.6	-	66	70
	19:08		66.2	68.5	63.5				
	19:14		64.2	66.1	61.5				
20/09/11	21:37	Cloudy	64.7	66.6	61.7	64.6	-	65	70
	21:42		64.0	65.9	60.3				
	21:47		64.9	66.8	61.0				
27/09/11	19:00	Fine	64.0	66.0	60.9	64.1	-	64	70
	19:05		63.4	65.9	60.2				
	19:11		64.7	66.4	60.7				

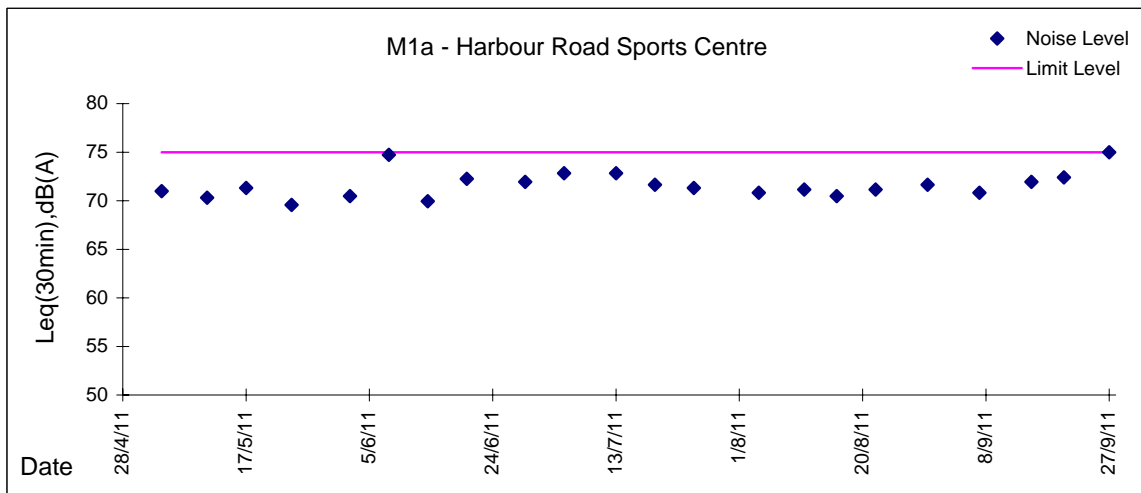
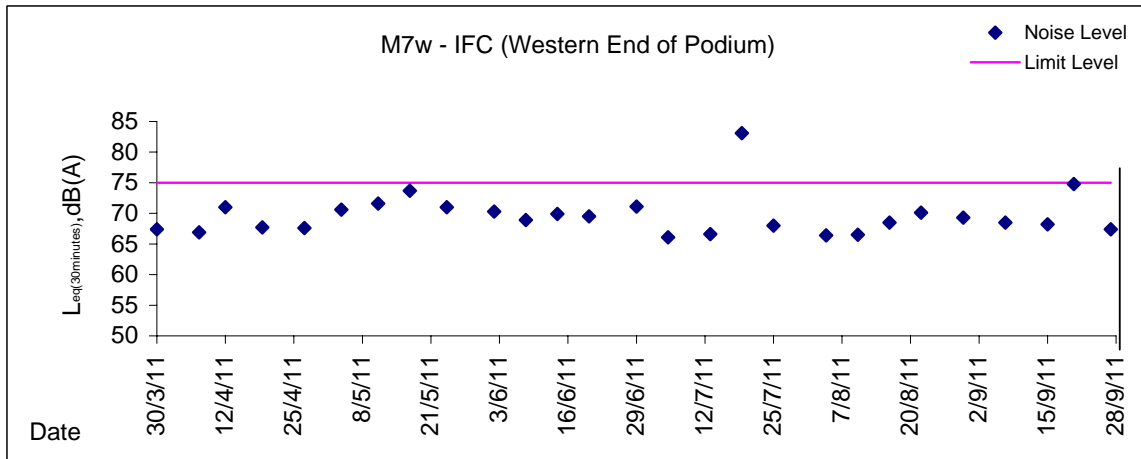
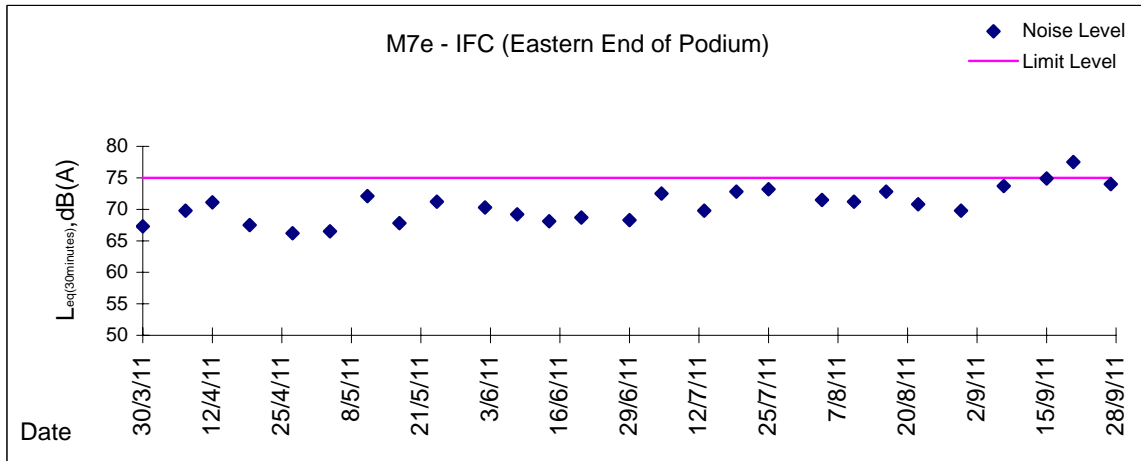
Location: M7w - International Finance Centre (Western End of Podium)

Date	Time	Weather	Measurement Noise Level			Average Noise Level	Baseline Level	Construction Noise Level	Limit Level
			Leq	L10	L90	Leq	Leq	Leq	Leq
Unit: dB(A), (5-min)									
30/08/11	19:52	Fine	63.5	65.3	61.5	63.4	-	63	70
	19:57		63.7	65.4	61.8				
	20:02		63.0	64.6	60.8				
07/09/11	19:00	Fine	64.8	66.9	61.5	64.4	-	64	70
	19:06		63.9	64.9	62.1				
	19:12		64.4	65.3	62.9				
15/09/11	19:27	Fine	66.3	68.7	63.0	65.2	-	65	70
	19:33		64.7	66.0	62.0				
	19:39		64.4	66.3	61.7				
20/09/11	21:59	Cloudy	64.3	66.0	61.7	64.1	-	64	70
	22:04		64.0	65.2	62.6				
	22:09		64.1	65.6	62.3				
27/09/11	19:22	Fine	64.3	66.7	61.1	64.7	-	65	70
	19:27		65.2	67.7	60.8				
	19:33		64.5	67.2	60.5				



Graphic Presentation of Noise Monitoring Result

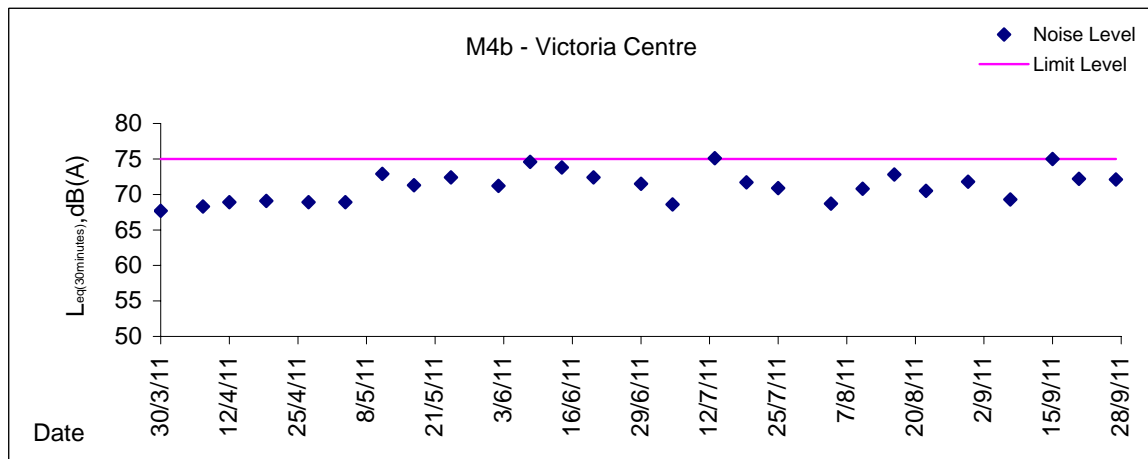
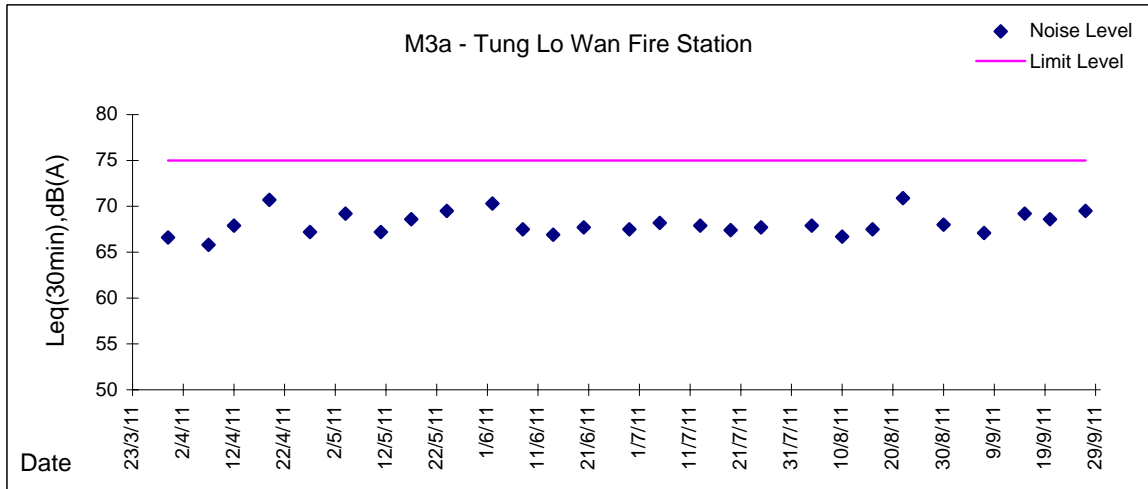
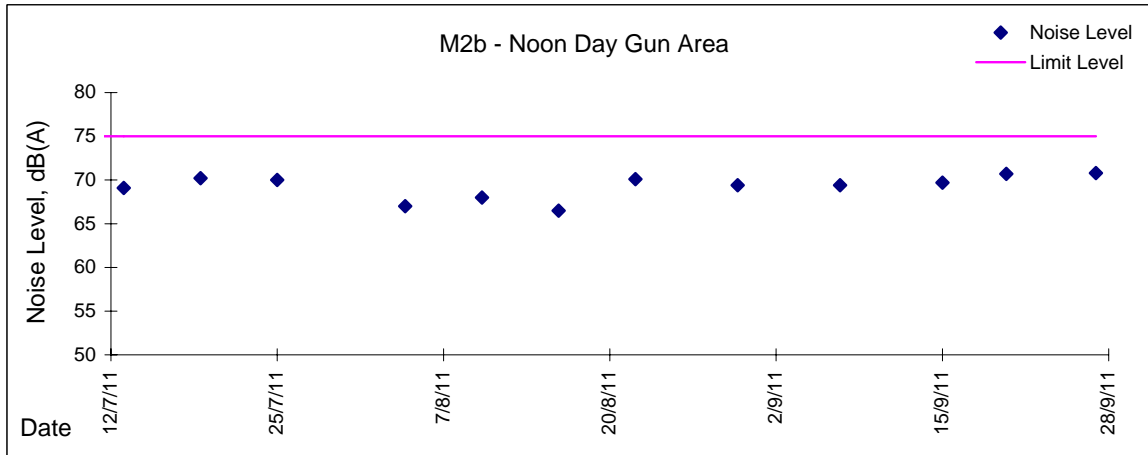
Day Time (0700 - 1900hrs on normal weekdays)





Graphic Presentation of Noise Monitoring Result

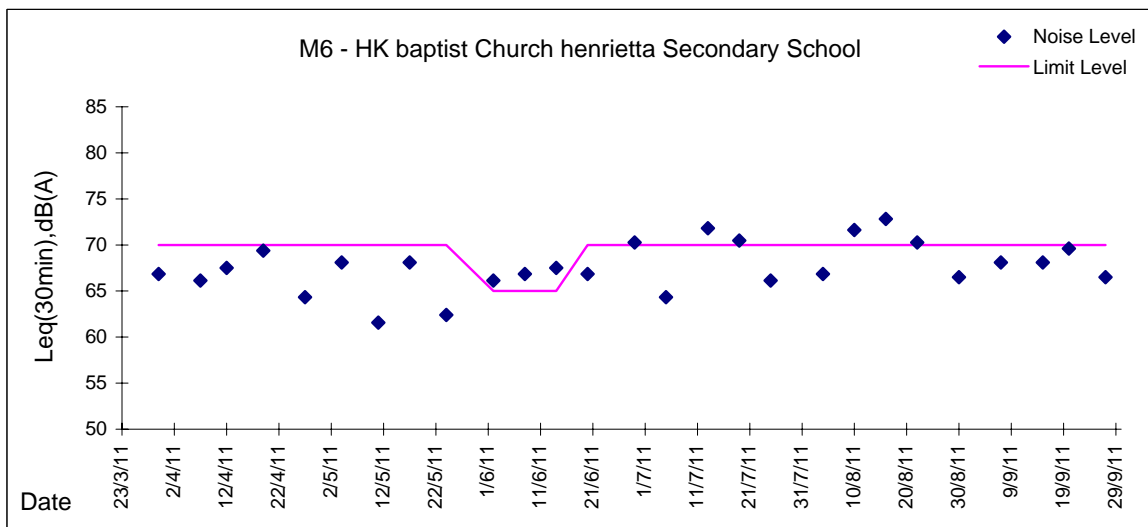
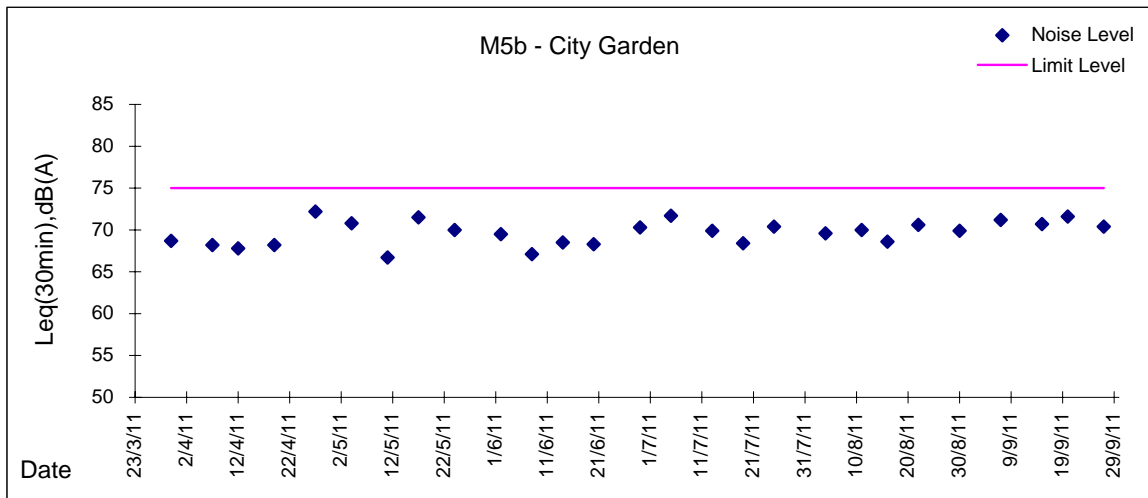
Day Time (0700 - 1900hrs on normal weekdays)





Graphic Presentation of Noise Monitoring Result

Day Time (0700 - 1900hrs on normal weekdays)





Graphic Presentation of Noise Monitoring Result

Restricted Time (1900 - 2300 hrs on normal weekdays and 0700-2300 on holiday)

